



BUSTER+PUNCH  
LONDON

KITCHEN

2022 EDIT





**BUSTER + PUNCH STARTED IN A GARAGE IN EAST LONDON, BUILDING CUSTOM MOTORBIKES AND SOLID METAL INTERIOR DETAILS.**

From the light bulb, the dimmer switch and the pendant lamp, to door handles, cabinet pulls and the kitchen tap, Buster + Punch has created a collection of unexpected designs with exceptional attention to detail.

Our love for working with rare, solid metals has led us to transform everyday, functional fittings and interior details into extraordinary home essentials. And nothing is more essential than the kitchen.

This is the fusion of all our innovation and technical knowledge – the kitchen done to perfection.

**BUSTERANDPUNCH.COM**





[ range. **KITCHEN.** ]

## **THREE UNITS, ENDLESS WAYS TO BREAK THE STANDARDS.**

The beating heart and soul of your home. A fusion of experiences, experimentation and passion. Where rules are broken or followed with precision. The Buster + Punch Kitchen is a sensory overload that demands to be used and enjoyed up close, or from afar.

Using our specially-made online configurator, you can design your precisely engineered, freestanding kitchen in a matter of minutes. And our white glove service means a stress-free installation.



[ page 10-15.

**KITCHEN UNITS. ]**

[ page 24-25.

**HARDWARE. ]**

[ page 26-27.

**KITCHEN TAPS. ]**

[ page 30-31.

**OUR DESIGNER. ]**

[ page 32-37.

**CURATED LOOKS. ]**

[ page 40-43.

**SHELVING. ]**

[ page 44-49.

**LIGHTING. ]**

[ page 52-61.

**HOW TO SHOP. ]**

[ page 62-63.

**OUR WORLD. ]**





# BUILD YOUR KITCHEN

CONFIGURE AND BUILD THE BUSTER + PUNCH  
KITCHEN USING THESE THREE UNITS.



## BASE UNIT

10-11.

## ISLAND UNIT

12-13.



## TALL UNIT

14-15.



BASE UNIT

[ depth. ]

[ fronts. ]

[ frame. ]

[ worktop. ]

YOUR CHOICES:

650 MM. ]

STONE GREY. ]

SCRAMBLER GREEN. ]

OFF-BLACK. ]

STONE / STEEL. ]

STONE / BRASS. ]

BLACK / STEEL. ]

BLACK / BRASS. ]

STAINLESS STEEL. ]

AIRY CONCRETE. ]

BLACK TEMPAL. ]

[ size. ]

MIN & MAX. ]

min 1260 mm

max 3660 mm

1260

1500

1760

2010

2260

2510

2760

3010

3260

3510

3660

650 mm

30 mm

600 mm\*\*

1

2

3

4

5

6

max 914 mm\*

min 884 mm\*

\*Height may vary due to adjustable feet.

\*\*Custom module widths on request.

[ modules. ]

[ category. ]  
[ page. ]

KITCHEN. ]  
10. ]

[ fronts. ]  
[ hardware. ]  
[ frame. ]  
[ worktop. ]

STONE GREY. ]  
LINEAR / BRASS. ]  
STONE / BRASS. ]  
AIRY CONCRETE. ]

[ category. ]  
[ page. ]

KITCHEN. ]  
11. ]



ISLAND UNIT

[ depth. ]

950 MM. ]  
1250 MM. ]

[ fronts. ]

STONE GREY. ]  
SCRAMBLER GREEN. ]  
OFF-BLACK. ]

[ frame. ]

STONE / STEEL. ]  
STONE / BRASS. ]  
BLACK / STEEL. ]  
BLACK / BRASS. ]

[ worktop. ]

STAINLESS STEEL. ]  
AIRY CONCRETE. ]  
BLACK TEMPAL. ]

[ size. ]

MIN & MAX. ]  
min 1260 mm  
max 3660 mm

[ 1 2 3 4 5 6 ]

1250 mm  
950 mm

[ 1 2 3 4 5 6 ]

30 mm  
600 mm\*\*  
max 914 mm\*  
min 884 mm\*

\*Height may vary due to adjustable feet.  
\*\*Custom module widths on request.



[ modules. ]

cabinet / pull out bin / dish drawer

two drawers

three drawers

1.5 bowl sink

single bowl sink

single bowl sink + two drawers

four drawers + induction hob

two drawers + induction hob

four drawers + gas hob

two drawers + gas hob

oven

microwave + drawer / steam oven + drawer





TALL UNIT

[ depth. ]

650 MM. ]

[ fronts. ]

STONE GREY. ]  
SCRAMBLER GREEN. ]  
OFF-BLACK. ]

[ frame. ]

STONE / STEEL. ]  
STONE / BRASS. ]  
BLACK / STEEL. ]  
BLACK / BRASS. ]

[ size. ]

MIN & MAX. ]

min 1260 mm  
max 3660 mm

1260 mm

1500 mm

1760 mm

2020 mm

2280 mm

2540 mm

2800 mm

3060 mm

3320 mm

3580 mm

650 mm

30 mm

600 mm\*\*

1

2

3

4

5

6

max 2157 mm\*  
min 2127 mm\*

\*Height may vary due to adjustable feet.  
\*\*Custom module widths on request.

[ modules. ]

refrigerator + freezer /  
refrigerator / freezer

dishwasher + cabinet

cabinet + two drawers

wine cooler

dishwasher + oven /  
dishwasher + microwave +  
warming drawer /  
dishwasher + steam oven +  
warming drawer

dishwasher + oven /  
dishwasher + microwave +  
warming drawer /  
dishwasher + steam oven +  
warming drawer

dishwasher + oven /  
dishwasher + microwave +  
warming drawer /  
dishwasher + steam oven +  
warming drawer

[ category. ]  
[ page. ]

KITCHEN. ]  
14. ]

[ fronts. ]  
[ hardware. ]  
[ frame. ]  
[ worktop. ]

OFF-BLACK. ]  
CROSS / SMOKED BRONZE. ]  
BLACK / STEEL. ]  
BLACK TEMPAL. ]

[ category. ]  
[ page. ]

KITCHEN. ]  
15. ]



# BUILD YOUR KITCHEN

SELECT YOUR CHOICE OF TAPS, WORKTOPS,  
FRONTS, HARDWARE, FRAME AND DETAILS AS  
YOU CREATE YOUR DREAM KITCHEN.




[ kitchen taps.

26-27. ]




[ worktops.

22-23. ]






[ fronts.

18-19. ]



[ hardware.

24-25. ]



[ frame.

20-21. ]






FRONTS

[ material. **18 MM FSC-CERTIFIED WOOD COMPOSITE. ]**  
**FIVE LAYERS OF TEXTURED LACQUER. ]**  
**FINGER MARK RESISTANT. ]**

[ edges. **2 MM RADIUS. ]**  
**SOLID EDGE. ]**

[ finish. **STONE GREY. ]**  
**SCRAMBLER GREEN. ]**  
**OFF-BLACK. ]**

[ care & cleaning. **FRONTS:**  
We recommend using a soft cloth to wipe the surface. If necessary, use a delicate cleaning agent that is recommended for wooden surfaces. Do not use agents containing ammonia, alcohol, bleach, or substances with abrasive properties. If, by accident, something spills, immediately wipe clean to avoid stains.





FRAME

[ frame. ]  
STONE. ]  
BLACK. ]



[ material. ]  
POWDER COATED EXTRUDED  
ALUMINIUM AND STEEL. ]

[ detail. ]  
COIN SCREWS. ]  
CROSS KNURL. ]  
CORNER RADIUS. ]

[ feet. ]  
STEEL. ]  
BRASS. ]



[ care & cleaning. ]  
FRAME:  
Damp cloth with mild detergent.  
FEET & COIN SCREWS:  
Wipe with a damp cloth with no loose hairs, avoid using chemicals. Please note all finishes are prone to ageing.

[ product image. ]



[ fyi. ]  
Thick walled extruded aluminium and steel frame brought together with precision by engineered corner pieces. It's finished with an ultra durable, double layer of textured powder coat to give the frame a sharp look that's underscored by an unrivalled choice of robust materials. ]





WORKTOP

[ thickness. **4 MM STAINLESS STEEL. ]**  
**13 MM CAESARSTONE. ]**

[ corner. **RADIUSED TO MATCH FRAME. ]**

[ shadow gap. **3 MM. ]**

[ finish. **STAINLESS STEEL. ]**   
**AIRY CONCRETE. ]**   
**BLACK TEMPAL. ]** 

[ care & cleaning. **STAINLESS STEEL:**  
Use a damp cloth mild detergent to clean. Please note, due to the directional brushing, stainless steel is prone to scratch marks initially. Over time, it will build a patina and marks will be less evident.

**CAESARSTONE:**  
For everyday, routine cleaning, simply wipe the surface with a damp cloth and warm soapy water, a mild detergent, or a quality spray to maintain its lustre. Thoroughly dry with a soft cloth or paper towel. For consistent shine, wipe worktops in a broad circular motion.



[ fyi. Airy concrete and black tempal are Caesarstone worktops, chosen for unrivalled quality, durability and strength over time. It's hard, non-porous and offers better stain resistance than natural stone while being easier to maintain. Stainless steel shares similar properties while bringing a different aesthetic.]



[ fronts. **SCRAMBLER GREEN. ]**  
[ hardware. **CAST / GUN METAL. ]**  
[ worktop. **STAINLESS STEEL. ]**



HARDWARE

[ collection.

[ finish.

CAST. ]

STEEL. ]  
BRASS. ]  
GUN METAL. ]  
WELDERS BLACK. ]

[ dimensions.

16 mm

41.5 mm

350 / 400 mm

screw

screw



CARE: Wipe with a damp cloth with no loose hairs, avoid using chemicals. Please note all finishes are prone to ageing.

[ collection.

[ finish.

CROSS. ]

STEEL. ]  
BRASS. ]  
SMOKED BRONZE. ]  
BLACK. ]

[ dimensions.

20 mm

47 mm

325 / 360 mm

screw

screw



CARE: Wipe with a damp cloth with no loose hairs, avoid using chemicals. Please note all finishes are prone to ageing.

[ collection.

[ finish.

LINEAR. ]

STEEL. ]  
BRASS. ]  
GUN METAL. ]  
BLACK. ]

[ dimensions.

12 mm

36 mm

325 / 350 mm

screw

screw



CARE: Wipe with a damp cloth with no loose hairs, avoid using chemicals. Please note all finishes are prone to ageing.

[ collection. CAST. ]

Our rough-cast process uses solid and molten metal to create an aesthetic that's truly original. Thanks to the nature of the casting process, no two pieces are the same.

[ fronts.

SCRAMBLER GREEN. ]

[ collection. CROSS. ]

Our signature cross-knurl pattern is diamond-cut into 20mm diameter solid bar and inspired by machinery. Industrial in look and scale this knurl feels amazing under touch. The cross-knurl is accompanied by our signature solid metal coin screws.

[ fronts.

OFF-BLACK. ]

[ collection. LINEAR. ]

Our new linear-knurl pattern is machined into 12mm diameter solid bar and inspired by fashion accessory hardware. Elegant in look and scale this knurl is beautifully refined. The linear-knurl is accompanied by machined torx screws.

[ fronts.

STONE GREY. ]



KITCHEN TAP

[ knurl. ]

LINEAR. ]

CROSS. ]

[ material. ]

SOLID METAL. ]

[ types. ]

MIXER TAP. ]

MIXER WITH PULL OUT SPRAY. ]

[ process. ]

DIAMOND CNC LATHE. ]

[ action. ]

SINGLE LEVER MIXER. ]

[ finish. ]

STEEL. ]

BRASS. ]

GUN METAL. ]

WELDERS BLACK. ]

[ water. ]

WARM + COLD. ]

[ dimensions. ]

253 mm

372 mm

[ feature. ]

PULL OUT SPRAY. ]

261 mm

372 mm

[ product image. ]



[ steel. ]



[ gun metal. ]



[ black. ]



[ linear. ]



[ cross. ]

Mixer taps are tested to work with a max. pressure of 10 bar (1000 kPa) and recommended working pressure range is 1.0 – 5.0 bar (100 kPa – 500 kPa). All Buster + Punch mixer taps conform to standard EN817. In some cases, local housing regulations may require mixer taps to be of a higher minimum water pressure standard. In this instance we would recommend consulting with a certified plumber about installing a pressure regulator or similar device.



The Buster + Punch kitchen tap is a monument piece that incorporates all we stand for. Solid metals, signature knurls, enhanced function and unique styling.



APPLIANCES

[ choose from. ]

MIELE. ]  
GAGGENAU. ]  
LIEBHERR. ]  
SIEMENS. ]  
WOLF. ]  
SUB-ZERO. ]  
NOVY. ]  
BOSCH. ]  
FISHER & PAYKEL. ]  
NEFF. ]

[ unit options. ]

PP. 10-15. ]

We've selected the best appliances from the world's top suppliers for you to choose from. No need to measure or fit, we've done all that for you. Hobs, ovens, fridges, freezers and dishwashers.

Complete the look with a sink. Integrated unit for steel worktop and undermounted in Caesarstone worktop options, with B+P signed overflow cover.

Miele GAGGENAU LIEBHERR SIEMENS  
WOLF SUB-ZERO NOVY BOSCH  
FISHER & PAYKEL NEFF



[ fronts. ]  
[ hardware. ]

OFF-BLACK. ]  
CROSS / SMOKED BRONZE. ]



[ our. **DESIGNER.** ]

The Buster + Punch Kitchen and its accessories range are designed by renowned London architect, Massimo Buster Minale. His mission with Buster + Punch is to transform ordinary design and interior detailing into extraordinary pieces that change the way you connect with your home.

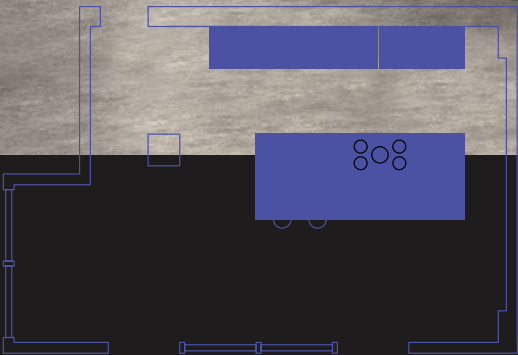


“WE’VE DESIGNED THE ENTIRE KITCHEN PROCESS FROM BEGINNING TO END TO GIVE YOU CONTROL AND OWNERSHIP AS YOU CREATE YOUR DREAM KITCHEN. EVERY SINGLE DETAIL HAS BEEN CONSIDERED, WITH ZERO COMPROMISE ANYWHERE, TO MAKE THE BUSTER + PUNCH KITCHEN A SPACE THAT EXCEEDS ALL EXPECTATIONS.”



# OFF-BLACK

CURATED LOOK BY MASSIMO BUSTER MINALE



[ tone. **DARK.** ]


A kitchen designed around Buster + Punch's hardware. With the style and attitude to match.

We've taken inspiration from professional chefs' kitchens for a freestanding design that opens up a space and lets it breathe. The flexibility of this design means it will adapt to how you live now and in the years to come.

In this curated look, Massimo Buster Minale, founder and creative director of Buster + Punch, runs with a black monotone theme. The result is a dramatic space with timeless modernity.



"THE BUSTER + PUNCH KITCHEN IS ADAPTABLE, USABLE, AND FEELS LIKE IT'S BEEN MACHINED FROM ONE SOLID PIECE OF METAL AND STONE."



[ hardware. **CROSS.** ]  
[ finish. **SMOKED BRONZE.** ]

Smoked bronze hardware in cross-knurl creates a dramatic, deeply nuanced look.



[ fronts. **OFF-BLACK.** ]

Off-black cabinet fronts are slightly matt to the touch, coated with five layers of super-hardwearing fingermark-resistant lacquer.



[ frame. **BLACK / STEEL.** ]

The extruded aluminium and steel frame has an identical corner radius to the worktop, a detail that's incredibly hard to execute and rarely seen in kitchen design.



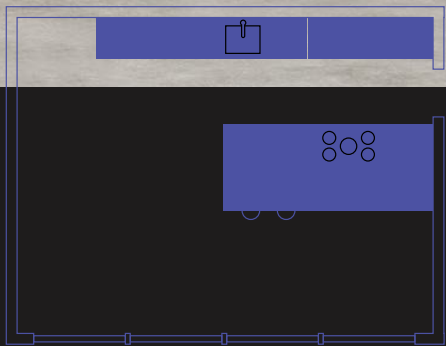
[ worktop. **BLACK TEMPAL.** ]

Edge-to-edge stone worktop with soft bevelled edges, 3 mm shadow gap, and matching corner radius.



# SCRAMBLER GREEN

CURATED LOOK BY MASSIMO BUSTER MINALE



[ tone. **MID.** ]

Off-beat and enthralling from every angle, this kitchen look explores the soft, mid-tone Scrambler Green.

Experiencing a stellar chef in the kitchen is a poetry of motion, knowledge and skill. Larger spaces like this are the perfect arena to don your chef's hat, sharpen your knives and play to an audience.

This curated look has wide expansive worktops, plus vast storage options to put condiments, seasonings, utensils and tools close to hand when needed. Details definitely make this dish.



“THE RIGHT DETAILS  
SET THE FOUNDATION  
FOR A COHERENT AND  
STRONG AESTHETIC.”



[ hardware. **CAST.** ]  
[ finish. **GUN METAL.** ]

Using a rough-casting process, every piece of hardware in the cast range is unique and original.



[ fronts. **SCRAMBLER GREEN.** ]

Scrambler green is a real chameleon hue. Under an array of spotlights it's bright and airy, yet tone the lights down low and it takes on a dramatic feel. Never a dull moment with this colourway.



[ frame. **BLACK / STEEL.** ]

Sharp stainless steel details against the matt black frame. A powerful combination.




[ worktop. **STAINLESS STEEL.** ]

A gently brushed stainless steel worktop any chef would be proud to square up to.



# STONE GREY

CURATED LOOK BY MASSIMO BUSTER MINALE



[ tone. **LIGHT.** ]

Refined and elegant, marrying function with rich, warm detailing to balance out the white colour palette.

This curated look is perfect for a slimline floor plan, with the freestanding units in a simple row giving the impression of being in a much larger space.



“CLEAN AND CRISP WITH THE  
GLOWING TACTILITY OF OUR BRASS  
HARDWARE. A LOOK THAT LINGERS IN  
THE MIND AND LIGHTS THE SOUL.”



[ hardware. **LINEAR. ]**  
[ finish. **BRASS. ]**

It's impossible to ignore the warm glow of brass hardware. Here in a linear-knurl with its elegant proportions.



[ fronts. **STONE GREY. ]**

A vibrant grey with a positive, infectious personality. Contemporary yet classic and very adaptable to different styling intentions.



[ frame. **STONE / BRASS. ]**

The extruded aluminium and steel frame, capped with our custom-turned, diamond-cut adjustable feet.



[ worktop. **LIGHT STONE. ]**

A dynamic colour flow, developed specially for The Buster + Punch Kitchen.



# COMPLETE YOUR KITCHEN

ADD BUSTER + PUNCH'S LIGHTING, SHELVING, SWITCHES AND SOCKETS FOR A SEAMLESS LOOK.


[ task lighting. ]

44-45. ]



[ decorative lighting. ]

46-49. ]




[ kitchen shelves. ]

40-43. ]



[ electricity. ]

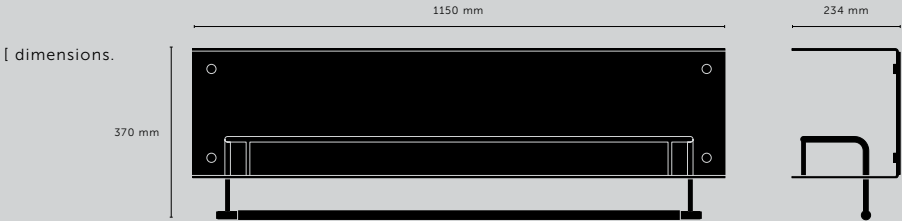
50-51. ]







KITCHEN SHELF / HANGER

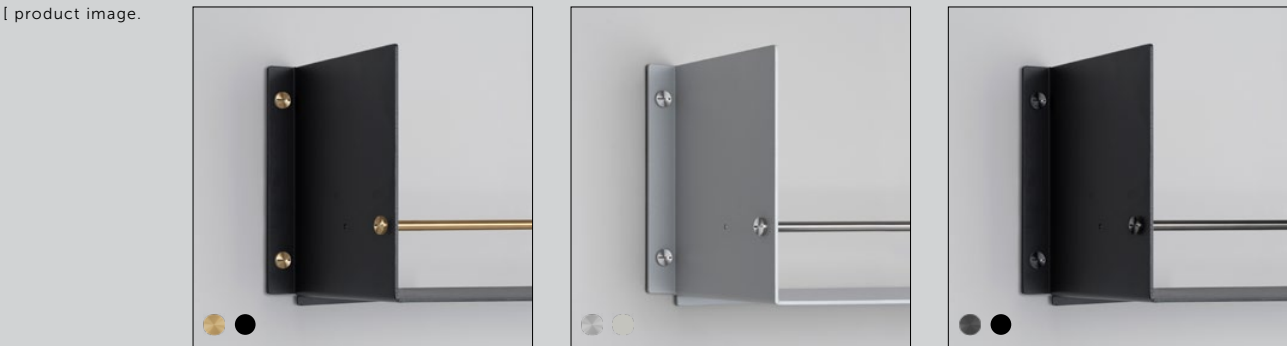
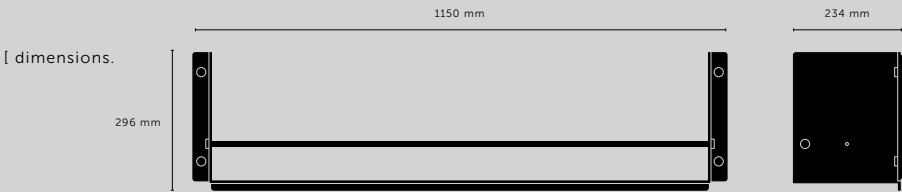
[ function. ]	STORAGE. ]	[ finish details. ]	STEEL. ] BRASS. ] GUN METAL. ]	<div><div></div><div></div><div></div></div>
[ max load. ]	30KG. ]			
[ material. ]	SOLID METAL. ]	[ finish body. ]	STONE. ] BLACK. ]	<div><div></div><div></div></div>
[ details. ]	COIN CAPS. ] GUARD RAIL. ] PAN RAIL. ]			





KITCHEN SHELF / GIRDER

[ function. ]	STORAGE. ]	[ finish details. ]	STEEL. ] BRASS. ] GUN METAL. ]	  
[ max load. ]	30KG. ]	[ finish body. ]	STONE. ] BLACK. ]	 
[ material. ]	SOLID METAL. ]	[ details. ]	COIN CAPS. ] GUARD RAIL. ]	






TASK LIGHTING

EXHAUST

[ category.	TRACK SPOTLIGHTS.*] ADJUSTABLE SPOTLIGHTS. ] FIXED SPOTLIGHTS. ] PENDANTS. ]	[ finish details.	STEEL. ] BURNT STEEL. ] BRASS. ] GUN METAL. ]
[ range.	EXHAUST. ]	[ finish body.	STONE. ] GRAPHITE. ]
[ knurl.	LINEAR. ]	[ fyi.	COMPLETE FITTING COMPRISES OF BODY + DETAIL KIT. ] GU10 BULB REQUIRED AND SOLD SEPARATELY. ]
[ details.	SOLID METAL. ] TORX SCREWS. ] LOW-GLARE HONEYCOMB FILTER. ]	[ compatibility.*	THE TRACK FITTING WORKS WITH GLOBAL, POWERGEAR, EUTRAC, NORDIC AND UNIPRO 3-CIRCUIT TRACK*. ]
[ socket.	GU10. ]		
[ voltage.	220-240V. ]		
[ classification.	CB/CE CERTIFIED, CLASS 1 & IP20. ]		



[ adjustable spotlight.



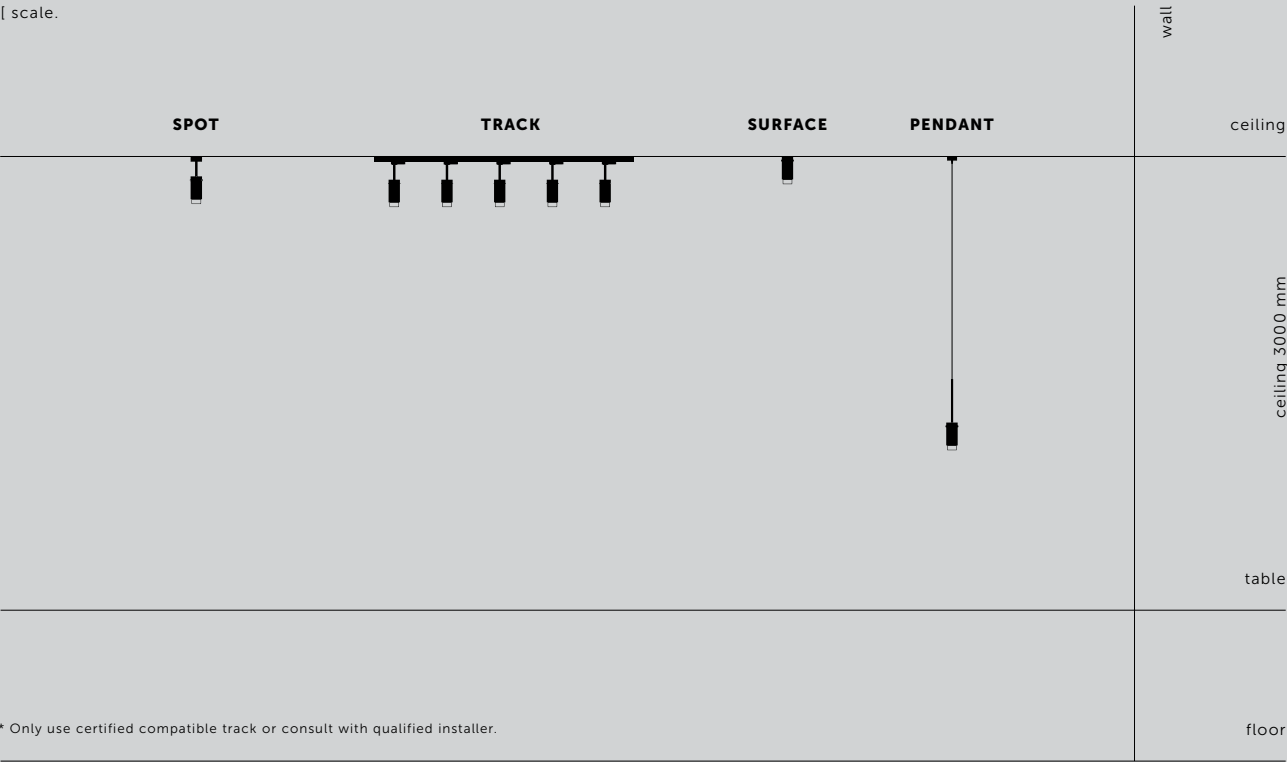
[ track spotlight.\*



[ fixed spotlight.



[ pendant.









[ type.  
[ finish.

EXHAUST / TRACK. ]  
GRAPHITE / GUN METAL. ]



DECORATIVE LIGHTING

HOOKED

[ category. ]	PENDANTS. ] WALL LIGHTS. ]	[ finish details. ]	STEEL. ] BRASS. ] SMOKED BRONZE. ]	<div><div></div><div></div><div></div></div>
[ range. ]	HOOKED. ]	[ finish shade. ]	STONE. ] GRAPHITE. ]	<div><div></div><div></div></div>
[ knurl. ]	CROSS. ]			
[ socket. ]	E27. ]	[ cable length. ]	UP TO 2.6M (PENDANT). ] UP TO 0.5M (WALL LIGHT). ]	
[ voltage. ]	220-240V. ]			
[ classification. ]	CB/CE CERTIFIED, CLASS 1 & IP20. ]	[ details. ]	SOLID METAL. ] CUSTOMISING HOOKS. ]	
[ product image. ]	<div> [ hooked wall / nude. ]</div> <div> [ hooked wall / small. ]</div>	<div> [ hooked 1.0 / large. ]</div>	<div> [ hooked 3.0 / nude. ]</div>	<div> [ hooked 6.0 / mix. ]</div>
[ scale. ]	<div></div>			wall ceiling ceiling 3000 mm table floor



[ type. ] HOOKED 3.0 / MIX. ]  
[ finish. ] STONE / STEEL. ]



CAGED

[ range.

**CAGED. ]**

[ classification.

**CB/CE CERTIFIED, CLASS 1 & IP20. ]**

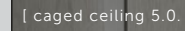
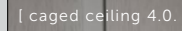
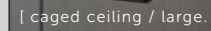
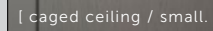
**CROSS. ]**

**MATT BLACK KNURLED PENDANT. ]**

**MATT BLACK COIN SCREWS. ]**

**SATIN BLACK MARBLE. ]**

[ product image.



[ scale.



1 page.

48. ]



[ finish.

**BLACK MARBLE. ]**

[ page.

49. ]



ELECTRICITY

[ knurl.

CROSS. ]

[ finish.

WHITE. ]  
WHITE + STEEL. ]  
WHITE + BRASS. ]  
STEEL. ]  
STEEL + BRASS. ]  
BRASS. ]  
SMOKED BRONZE. ]  
SMOKED BRONZE + STEEL. ]  
SMOKED BRONZE + BRASS. ]  
BLACK. ]  
BLACK + STEEL. ]  
BLACK + BRASS. ]


[ type.

TOGGLE SWITCH. ]  
DIMMER SWITCH. ]  
UK SOCKETS. ]  
EURO SOCKETS. ]  
COOKER SWITCH. ]  
DP SWITCH. ]  
SWITCHED FUSED SPUR. ]  
FAN SWITCH. ]  
COOKER CONTROL UNIT. ]  
SHAVER SOCKET. ]


[ details.

SOLID METAL. ]  
COIN SCREWS. ]


[ product image.




[ 1G toggle.




[ 2G toggle.




[ 3G toggle.




[ 4G toggle.




[ 1G dimmer.




[ 2G dimmer.




[ 3G dimmer.




[ 4G dimmer.




[ 1G UK plug socket.



[ cooker switch.



[ 1G USB socket.



[ 2G UK plug socket.

[ category.

KITCHEN ACCESSORIES. ]

[ page.

50. ]

[ product.

1G DIMMER SWITCH. ]

[ finish.

BRASS. ]

[ category.

KITCHEN ACCESSORIES. ]

[ page.

51. ]



# HOW TO SHOP

READY TO BUILD YOUR KITCHEN? HERE'S AN OVERVIEW  
ON YOUR CHOICES, HOW TO BUY YOUR KITCHEN, PLUS  
INFORMATION ON ITS INSTALLATION AND AFTERCARE.





YOUR CHOICES

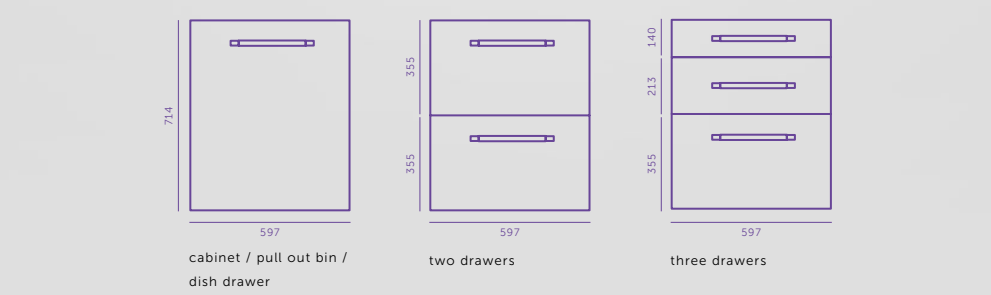
[ type. **BASE. ]**



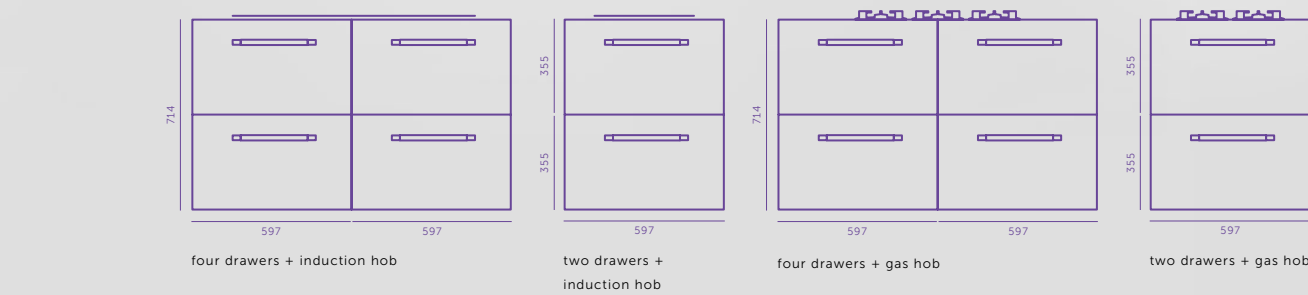
[ type. **ISLAND. ]**



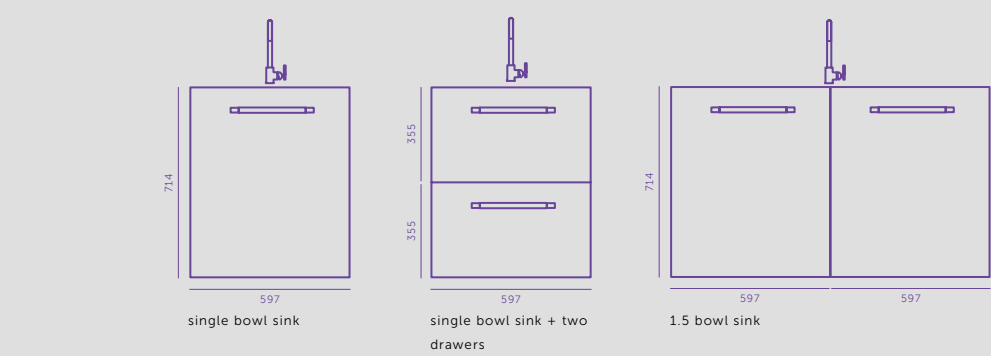
[ module. **CABINET / DRAWERS. ]**



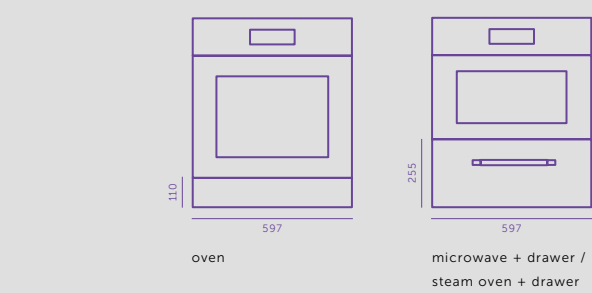
[ module. **HOB. ]**



[ module. **KITCHEN SINK. ]**

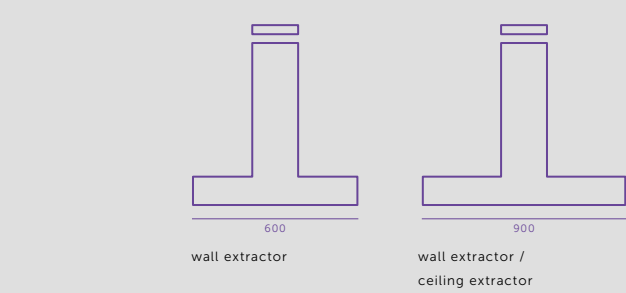


[ module. **OVEN / MICROWAVE. ]**

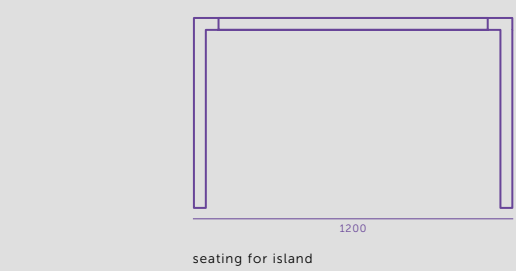


All measurements in millimetres.  
\*\*Custom module widths on request.

[ module. **EXTRACTOR. ]**



[ module. **ISLAND SPECIALS. ]**



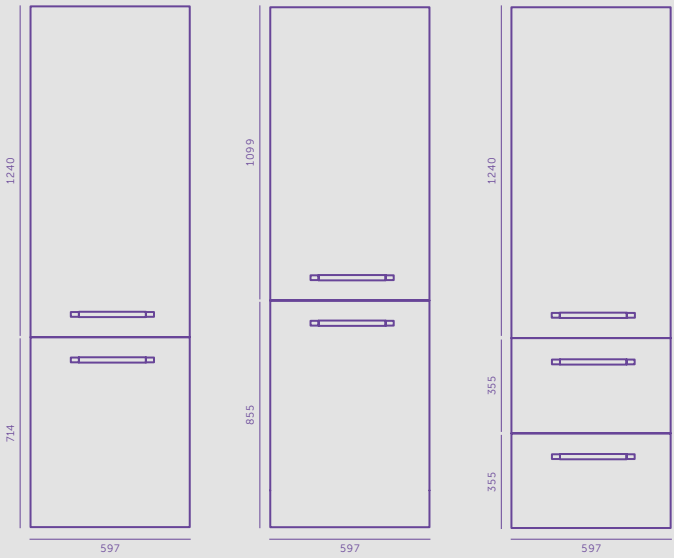


YOUR CHOICES

[ type. **TALL. ]**



[ module. **CABINETS. ]**



cabinet + dishwasher /  
option to have integrated Krushr & pull out bin in place  
of dishwasher

cabinet + 2 drawers

[ module. **REFRIGERATOR / FREEZER. ]**



refrigerator + freezer / refrigerator / freezer

[ module. **WINE COOLER. ]**



wine cooler

[ module. **OVEN / MICROWAVE. ]**



cabinet + oven + dishwasher /  
cabinet + microwave + warming drawer + dishwasher /  
cabinet + steam oven + warming drawer + dishwasher /  
option to have integrated Krushr & pull out bin in place of dishwasher

cabinet + oven + drawers /  
cabinet + microwave + warming drawer + 2 drawers /  
cabinet + steam oven + warming drawer + 3 drawers /

All measurements in millimetres.  
\*\*Custom module widths on request.




YOUR CHOICES

[ custom.


DETAILS. ]

[ fronts.


STONE GREY. ]



SCRAMBLER GREEN. ]



OFF-BLACK. ]



[ frame.

STONE / STEEL.



STONE / BRASS. ]



BLACK / STEEL. ]



BLACK / BRASS. ]



[ worktop.

13 MM AIRY CONCRETE. ]



13 MM BLACK TEMPAL. ]



4 MM STAINLESS STEEL. ]



[ hardware.


CAST. ]



CROSS. ]



LINEAR. ]



[ kitchen.

ACCESSORIES. ]

[ taps.

CROSS. ]



LINEAR. ]



[ shelf.

HANGER. ]



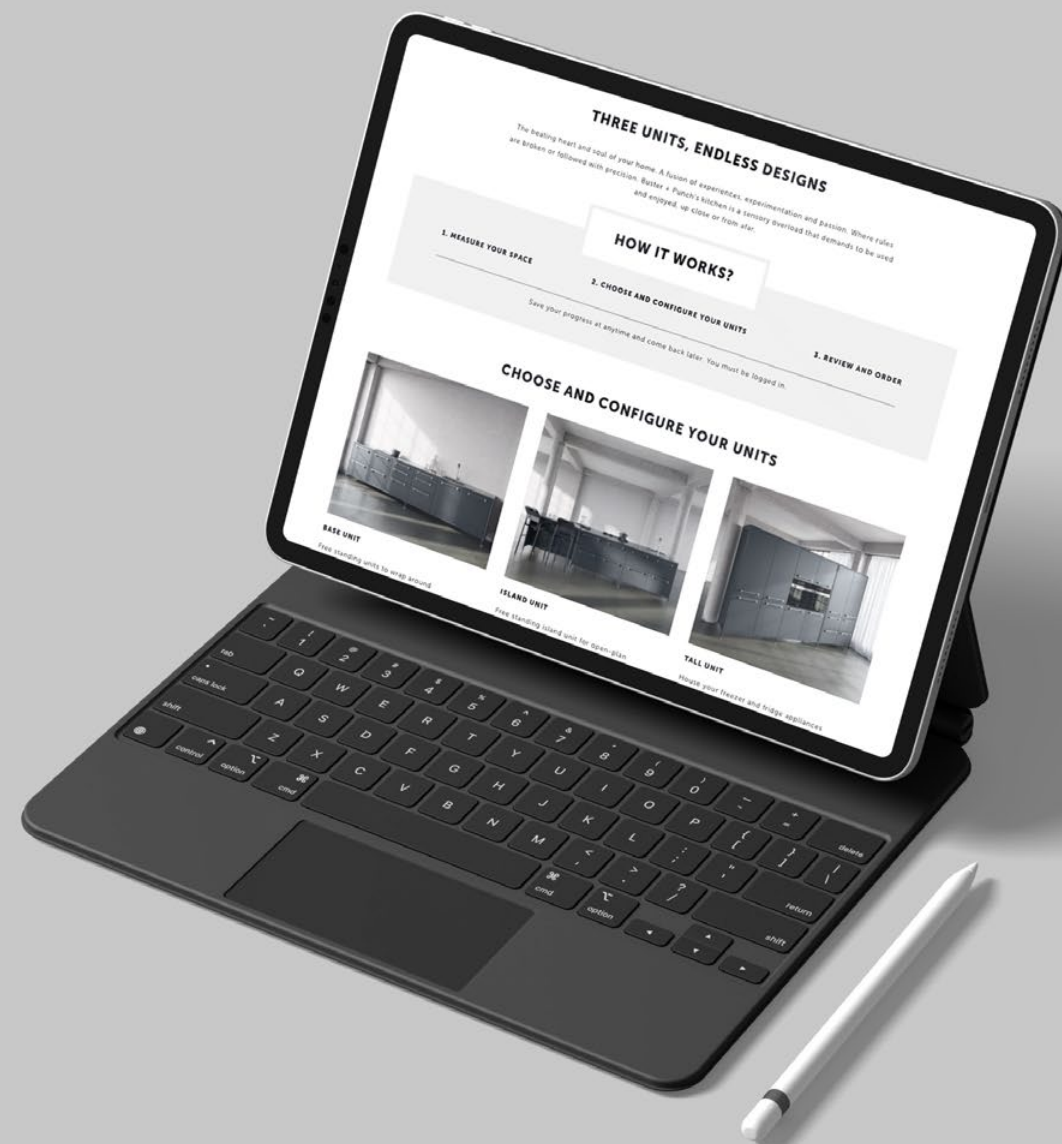
GIRDER. ]



[ fyi.

- FSC-Certified 18 mm wood composite inner shell.
- Cabinet fronts with five coats of moisture resistant, textured lacquer.
- Signature B+P coin screws.
- Blumotion soft-close hinges by Blum, onyx black, 100 degree opening with anti-slam.
- Full extension Legrabox runners by Blum, matt grey, slimline profile with anti-slam.
- Drawer liners by Blum, soft touch matt rubber.
- Adjustable solid metal feet, with diamond-cut knurling.






## ONLINE

Get over to the Buster + Punch configurator to start building your kitchen. You can save your progress as you create, share your designs and we're on hand whenever you need us.

**BUSTERANDPUNCH.COM/KITCHEN**



## HUMAN TO HUMAN

Need a hand? Just send us a mail or call us direct and we'll take it step by step with a free, no commitment consultation.

## DELIVERY + ASSEMBLY

Your kitchen will be delivered and assembled with a white glove service by our specialist team.



[ our. **WORLD.** ]

We are the same today as we have always been. A young, independent, free-thinking brand from London that is passionate about the crafted products we make, the city we live in and the sub-cultures that inspire us. To get a glimpse into our world visit: **BUSTERANDPUNCH.COM**



**BUSTER + PUNCH / UK**  
29 St. Peters Street  
Stamford, PE9 2PF  
United Kingdom  
+44 (0)20 7407 0888

**BUSTER + PUNCH / LONDON SHOWROOM**  
47-49 Charlotte Road, Shoreditch  
London, EC2A 3QT  
United Kingdom

**BUSTER + PUNCH / STOCKHOLM**  
Artillerigatan 25  
114 45 Stockholm  
Sweden  
+46 (0)8 588 395 50

**BUSTER + PUNCH / NORTH AMERICA**  
10844 Burbank Blvd.  
North Hollywood, ca 91601  
United States  
+1 (818) 392-3827

**BUSTER + PUNCH / AUSTRALIA**  
The Woolstores, 74/4D Huntley St  
Alexandria, NSW 2015,  
Australia  
1300 069 345

**BUSTER + PUNCH / JAPAN**  
6F/7F/8F Shibuya Miyata Bldg 1-12-14,  
Jinnan, Shibuya City,  
Tokyo 150-0041  
Japan  
+81 (0) 3-6555-376

#### **PRESS ENQUIRIES**

Global Press: [press@busterandpunch.com](mailto:press@busterandpunch.com)  
North American Press: [press@busterandpunch.us](mailto:press@busterandpunch.us)

#### **SALES ENQUIRIES**

Global Sales: [sales@busterandpunch.com](mailto:sales@busterandpunch.com)  
North American Sales: [sales@busterandpunch.us](mailto:sales@busterandpunch.us)  
Australia Sales: [sales@busterandpunch.com.au](mailto:sales@busterandpunch.com.au)

#### **INFORMATION**

[info@busterandpunch.com](mailto:info@busterandpunch.com)

#### **FOLLOW US**

Instagram: [@busterandpunch](https://www.instagram.com/busterandpunch)  
Facebook: [busterandpunch](https://www.facebook.com/busterandpunch)

**BUSTER + PUNCH, BUSTER + PUNCH LOGO, B+P LOGO  
AND [END.ORDINARY.] SLOGAN ARE REGISTERED  
TRADEMARKS OF BUSTER AND PUNCH LIMITED.**

#### **PHOTOGRAPHERS:**

Lifestyle images: Still Moving Media, Olof Ringmar

#### **PRINT:**

SO23 Print, United Kingdom



[ end. **ORDINARY.** ]

